

HINT:

1. Enter diagnostic mode (see page 05-1087).

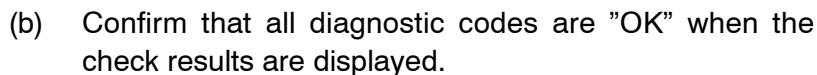


- (a) Press the "Code CLR" switch for 3 seconds.

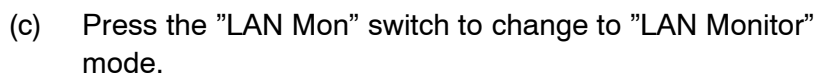


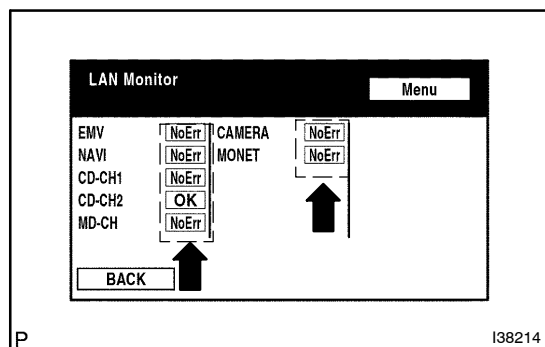
### 3. Recheck

- (a) Press the "Recheck" switch.



If a code other than "OK" is displayed, troubleshoot again.





- (d) Confirm that all diagnostic codes are "No Err".  
If a code other than "No Err" is displayed, troubleshoot again.